

## Comprehensive Versus Usual Community Care for First-Episode Psychosis: 2-Year Outcomes From the NIMH RAISE Early Treatment Program

John M. Kane, M.D., Delbert G. Robinson, M.D., Nina R. Schooler, Ph.D., Kim T. Mueser, Ph.D., David L. Penn, Ph.D., Robert A. Rosenheck, M.D., Jean Addington, Ph.D., Mary F. Brunette, M.D., Christoph U. Correll, M.D., Sue E. Estroff, Ph.D., Patricia Marcy, B.S.N., James Robinson, M.Ed., Piper S. Meyer-Kalos, Ph.D., L.P., Jennifer D. Gottlieb, Ph.D., Shirley M. Glynn, Ph.D., David W. Lynde, M.S.W., Ronny Pipes, M.A., L.P.C.-S., Benji T. Kurian, M.D., M.P.H., Alexander L. Miller, M.D., Susan T. Azrin, Ph.D., Amy B. Goldstein, Ph.D., Joanne B. Severe, M.S., Haiqun Lin, M.D., Ph.D., Kyaw J. Sint, M.P.H., Majnu John, Ph.D., Robert K. Heinszen, Ph.D., A.B.P.P.

**Objective:** The primary aim of this study was to compare the impact of NAVIGATE, a comprehensive, multidisciplinary, team-based treatment approach for first-episode psychosis designed for implementation in the U.S. health care system, with community care on quality of life.

**Method:** Thirty-four clinics in 21 states were randomly assigned to NAVIGATE or community care. Diagnosis, duration of untreated psychosis, and clinical outcomes were assessed via live, two-way video by remote, centralized raters masked to study design and treatment. Participants (mean age, 23) with schizophrenia and related disorders and  $\leq 6$  months of antipsychotic treatment ( $N=404$ ) were enrolled and followed for  $\geq 2$  years. The primary outcome was the total score of the Heinrichs-Carpenter Quality of Life Scale, a measure that includes sense of purpose, motivation, emotional and social interactions, role functioning, and engagement in regular activities.

**Results:** The 223 recipients of NAVIGATE remained in treatment longer, experienced greater improvement in quality of life and psychopathology, and experienced greater involvement in work and school compared with 181 participants in community care. The median duration of untreated psychosis was 74 weeks. NAVIGATE participants with duration of untreated psychosis of  $< 74$  weeks had greater improvement in quality of life and psychopathology compared with those with longer duration of untreated psychosis and those in community care. Rates of hospitalization were relatively low compared with other first-episode psychosis clinical trials and did not differ between groups.

**Conclusions:** Comprehensive care for first-episode psychosis can be implemented in U.S. community clinics and improves functional and clinical outcomes. Effects are more pronounced for those with shorter duration of untreated psychosis.

*Am J Psychiatry* 2016; 173:362–372; doi: 10.1176/appi.ajp.2015.15050632

Schizophrenia is associated with enormous personal suffering, disability, family burden, premature death, and societal cost (1, 2). Randomized trials suggest that intervention close to psychosis onset improves symptoms and functioning more than traditional care (3, 4). Comprehensive first-episode psychosis programs that emphasize low-dose antipsychotic medications, cognitive-behavioral psychotherapy, family education and support, and vocational and educational recovery have been implemented worldwide (5–11), but few randomized controlled trials have compared multimodal, multidisciplinary team approaches to usual care in first-episode psychosis (12–16). Such programs can be easier to implement in settings with a national health care system, which is perhaps

why a multisite study of first-episode psychosis treatment has never been conducted in the United States in nonacademic, community clinics under existing reimbursement mechanisms. Despite the fact that academic centers play a key role in developing and testing new treatment strategies, such strategies must be implemented in typical “real world” settings.

This report presents 2-year outcome data from first-episode psychosis subjects participating in a multisite, randomized controlled trial comparing comprehensive, team-based treatment with usual care in U.S. community treatment centers. We also explored how the duration of untreated psychosis influences treatment response.

See related features: Editorial by Dr. Insel (p. 311), Clinical Guidance (Table of Contents), CME course (p. 437), AJP Audio (online), and Video by Dr. Pine (online)

## METHOD

The Early Treatment Program (ETP) study is part of the National Institute of Mental Health's (NIMH) Recovery After an Initial Schizophrenia Episode (RAISE) initiative. RAISE aims to develop, test, and implement person-centered, integrated treatment approaches for first-episode psychosis that promote symptomatic and functional recovery. The background, rationale, and design of the RAISE-ETP trial have been described elsewhere (17).

### Subjects

A total of 404 individuals between ages 15 and 40 were enrolled (a consort diagram appears in Figure S1 in the data supplement that accompanies the online edition of this article.) DSM-IV diagnoses of schizophrenia, schizoaffective disorder, schizophreniform disorder, brief psychotic disorder, or psychotic disorder not otherwise specified were included. Diagnoses of affective psychosis, substance-induced psychotic disorder, psychosis due to general medical conditions, clinically significant head trauma, or other serious medical conditions were excluded. All participants had experienced only one episode of psychosis (i.e., individuals with a psychotic episode followed by full symptom remission and relapse to another psychotic episode were excluded) and had taken  $\leq 6$  months of lifetime antipsychotic medications. All spoke English.

Written informed consent was obtained from adult participants and from legal guardians of those younger than 18 years old, who provided written assent. The study was approved by the institutional review boards of the coordinating center and the participating sites. The NIMH Data and Safety Monitoring Board provided study oversight.

### Clinical Sites and Randomization

Thirty-four community mental health treatment centers in 21 states were selected via national search. Site eligibility criteria included experience treating people with schizophrenia; interest in offering early intervention services for first-episode psychosis; sufficient staff to implement the experimental intervention; ability to recruit an adequate number of subjects; and institutional assurance that research assessments would be completed. Academic centers or sites with existing first-episode psychosis programs were excluded.

RAISE-ETP employed a cluster randomization design; that is, randomization by clinic rather than by individual patient (18). Clinics were randomly assigned to the experimental intervention ( $N=17$ ) or to standard care ( $N=17$ ). None withdrew after randomization.

### Interventions

The experimental treatment, NAVIGATE (19), includes four core interventions: personalized medication management (assisted by COMPASS, a secure, web-based decision support system developed for RAISE-ETP); family psychoeducation; resilience-focused individual therapy; and supported employment and education (SEE). Treatment was supported

through existing funding mechanisms except for SEE, which is not supported in many locations. SEE services (5 hours/week) were supported with research funds.

Treatment components were offered and implemented within a shared decision-making, patient-preference framework (20). Weekly team meetings facilitated communication and coordination. NAVIGATE sites received initial training in team-based first-episode psychosis interventions, and ongoing expert consultation facilitated fidelity (19). We continually assessed clinicians' competence and monitored team functioning. These assessments will be reported later.

The control condition, "community care," is psychosis treatment determined by clinician choice and service availability. Community care sites received no additional training or supervision except for guidance regarding subject recruitment, retention, and collection of research data.

### Research Infrastructure

Part-time study directors and research assistants recruited subjects and performed on-site research assessments. All research personnel participated in training on goals and procedures. Subject attrition was minimized through regular contact by the coordinating team with research staff to reinforce retention efforts and through a progressive reimbursement schedule for trial participants completing outcome assessments.

### Trial Duration

Enrollment occurred between July 2010 and July 2012. Each subject was provided at least 2 years of treatment. There was no threshold for discontinuing patients, even after lengthy interruptions. Study assessments were suspended during periods of incarceration or hospitalization but were resumed after release or discharge. Subjects could continue research assessments even if they discontinued NAVIGATE or community care treatment. The last subject who entered completed 2 years of treatment in July 2014.

### Assessment Strategy and Measures

Trained interviewers using live, two-way video conferencing performed diagnostic interviews and assessments of symptoms and quality of life. Remote assessment via two-way video conferencing is comparable to face-to-face assessments in patient acceptability and reliability (21). Centralized assessors, who were masked to individual treatment assignments and overall study design, administered the Structured Clinical Interview for DSM-IV (SCID) for diagnosis and duration of untreated psychosis; the Positive and Negative Syndrome Scale (PANSS) (22); the Clinical Global Impressions Scale (CGI) severity of illness score; the Calgary Depression Scale for Schizophrenia (23); and the Heinrichs-Carpenter Quality of Life Scale (24), our primary outcome measure. The Quality of Life Scale has 21 items rated from a semistructured interview. It covers areas including sense of purpose, motivation, emotional and social interaction, role functioning, and engagement in regular activities. The SCID was completed at baseline and at 1 year; other measures were completed every 6 months.

**TABLE 1. Participant Demographic and Clinical Characteristics at Baseline**

Characteristic	Community Care (N=181)		NAVIGATE (N=223)		Unadjusted p	Analysis		
	N	%	N	%		Unadjusted p <sup>a</sup>	F	df
<b>Categorical Variables</b>								
Male	120	66	173	78	0.04	3.86	1, 370	0.05
Race					0.01	1.28	2, 336	0.28
White	80	44	138	62				
African American	89	49	63	28				
Other	12	7	22	10				
Hispanic	18	10	55	25	0.01	3.24	1, 370	0.07
Marital status					0.67	0.28	2, 336	0.76
Presently married	10	6	14	6				
Widowed/divorced/ separated	8	4	14	6				
Never married	163	90	195	87				
Current residence					0.97	0.08	3, 302	0.97
Independent living	32	18	40	18				
Supported or structured	7	4	7	3				
Family, parents, grandparents, or sibling	129	71	158	71				
Homeless, shelter, or other	13	7	18	8				
Patient's education					0.74	0.36	3, 301	0.78
Some college or higher	54	30	71	32				
Completed high school	58	32	75	34				
Some high school	58	32	67	30				
Some or completed grade school	11	6	9	4				
Mother's education					0.17	1.06	3, 302	0.37
Some college or higher	65	36	102	46				
Completed high school	51	28	60	27				
Some high school or grade school	32	18	27	12				
No school or unknown	33	18	34	15				
Current student	47	26	35	16	0.01	4.77	1, 370	0.03
Currently working	30	17	28	13	0.25	1.30	1, 370	0.25
Type of insurance					0.03	1.28	2, 333	0.28
Private	27	15	55	25				
Public	66	37	61	27				
Uninsured	88	49	104	47				
SCID <sup>c</sup> diagnosis					0.60	0.58	5, 234	0.72
Schizophrenia	101	56	113	51				
Schizoaffective bipolar	13	7	11	5				
Schizoaffective depressive	25	14	32	14				
Schizophreniform provisional or definite	24	13	43	19				
Brief psychotic disorder	1	1	1	1				
Psychotic disorder not otherwise specified	17	9	23	10				
Lifetime alcohol use					0.08	2.49	2, 336	0.08
Did not meet criteria	123	68	134	60				
Met abuse criteria	16	9	36	16				
Met dependence criteria	42	23	53	24				
Lifetime cannabis use					0.22	146	2, 336	0.23
Did not meet criteria	123	68	137	61				
Met abuse criteria	21	12	39	18				
Met dependence criteria	37	20	47	21				
Prescribed one or more antipsychotics at consent	155	86	182	82	0.28	0.36	1, 370	0.55

*continued*

Site research assistants interviewed participants monthly to complete the Service Use and Resource Form (25, 26) to capture participation in work or school; use of inpatient, residential, emergency, and outpatient mental health and medical services in the previous month; and self-reported days of alcohol or drug use. The Service Use and Resource Form includes questions concerning four specific NAVIGATE interventions, allowing treatment groups to be compared on receipt of key services. Time remaining in treatment was defined as the time from randomization to the time of the last mental health service received based on the Service Use and Resource Form assessments.

**Data Analysis**

The analysis of the primary outcome (the total Quality of Life score) compared treatments across 2 years (at baseline, at 6 months, at 12 months, at 18 months, and at 24 months). The analysis model was a three-level mixed-effects linear regression model with a linearized term for time, an interaction of treatment group by linearized time, and a random intercept and a random slope for linearized time at both patient and site levels. To enhance analysis interpretability, time was linearized through square root or logarithmic transformation because outcome plots over time for both treatment groups showed greater improvement in the earlier months and leveling off in the later months. The group organized by linearized time interaction was tested to assess the difference between treatments in the rate of improvement on the Quality

of Life Scale. The alpha level for analysis of the total Quality of Life Scale score was preset at 0.05.

Clustered, randomized trials typically have a limited number of clusters that could cause an imbalance between treatment groups on baseline measures, and this imbalance may confound the relationship between treatments and patient-level outcomes. A generalized linear mixed-effects regression model with a random effect (intercept) for site was used to identify baseline measures that were significantly different between the treatment groups. The identified baseline variables that were also significantly correlated with the Quality of Life Scale were included in the above model. The main effect of treatment would have been included had the baseline Quality of Life Scale been significantly different between the two treatment groups because the baseline Quality of Life Scale was modeled as part of the longitudinal response. A sensitivity analysis (available upon request) with no baseline covariate adjustment was also conducted based on the expectation of no significant baseline differences between treatment groups due to randomization.

In a further analysis, time was coded into dummy variables for categorical levels following baseline (at 6 months, at 12 months, at 18 months, and at 24 months). An additional dummy variable for baseline time (time=0) would have been included had the baseline Quality of Life Scale been significantly different between the two treatment groups. Random effects for site and patient were also included. The same adjustment for potentially confounding baseline variables, as described above, was used. Interaction between treatment group and each of the dummy variables of time was tested to identify specific times at which there were significant differences between treatment groups.

In models with either linearized or categorical time, Akaike's information criterion was used to compare independent, first-order autoregressive, and unstructured covariance structures

**TABLE 1, continued**

Characteristic	Community Care (N=181)		NAVIGATE (N=223)		Unadjusted p		Analysis	
	N	%	N	%	Unadjusted p <sup>a</sup>	F	df	p <sup>b</sup>
<b>Categorical Variables</b>								
Number of prior hospitalizations					0.01	3.91	1, 368	0.05
0	34	19	54	24				
1	75	41	106	48				
2	32	18	37	17				
≥3	40	22	24	11				
<b>Continuous Variables</b>	Mean	SD	Mean	SD	Unadjusted p <sup>a</sup>	F	df	p <sup>b</sup>
Age	23.08	4.90	23.18	5.21	0.83	0.14	1, 370	0.71
Duration of untreated psychosis (weeks)	211.43	277.49	178.91	248.73	0.35 <sup>d</sup>	0.97	1, 369	0.33
Heinrichs-Carpenter Quality of Life Scale								
Total score	54.77	18.99	50.89	18.44	0.04	2.70	1, 369	0.10
Interpersonal relations	20.07	8.53	19.51	8.84	0.52	0.51	1, 369	0.48
Instrumental role	6.82	6.86	4.54	6.07	0.01	7.51	1, 369	0.01
Intrapsychic foundations	21.39	7.29	20.36	6.69	0.14	1.60	1, 369	0.21
Common objects and activities	6.49	2.25	6.48	2.36	0.95	0.03	1, 369	0.86
Positive and Negative Syndrome Scale								
Total score	74.54	14.87	78.32	14.95	0.01	5.56	1, 369	0.02
Factor scores (27)								
Positive	12.13	3.79	12.32	3.88	0.62	0.32	1, 369	0.57
Negative	16.34	4.96	16.98	5.34	0.22	0.80	1, 369	0.37
Disorganized/concrete	7.34	2.63	8.18	2.83	0.01	7.03	1, 369	0.01
Excited	6.38	2.30	7.05	3.06	0.02	5.83	1, 369	0.02
Depressed	7.93	3.42	8.16	3.22	0.49	0.34	1, 369	0.56
Calgary Depression Scale for Schizophrenia	4.66	4.30	4.65	4.27	0.99	0.01	1, 369	0.99
Clinical Global Impressions Severity Scale	3.96	0.83	4.12	0.80	0.05	3.37	1, 369	0.07
Duration of lifetime antipsychotic medication at consent (days)	48.46	48.98	40.60	42.88	0.13 <sup>d</sup>	2.74	1, 369	0.10

<sup>a</sup> Not adjusted for clustered, randomized design.

<sup>b</sup> The p values were adjusted for the clustered design by using a linear, negative binomial, logit, or generalized logit mixed-effects model with cluster-specific random effects.

<sup>c</sup> SCID=Structured Clinical Interview for DSM-IV.

<sup>d</sup> For the duration measures, the unadjusted p values are of the Mann-Whitney U test.

for repeated measures. Analyses of secondary outcomes, using a comparable approach, were conducted on subscales of the Quality of Life Scale and on measures of symptoms (PANSS total score and five factors, see reference 27; CGI severity score; and the Calgary Depression Scale for Schizophrenia). Service use analyses were based on a mixed-effects Poisson regression model with both site- and patient-level random effects. The same approach, as described above, was applied to the inclusion of baseline covariates and time transformation. We did not adjust for multiple comparisons in the analysis of secondary outcomes, which were exploratory in nature (28).

To evaluate the effect of duration of untreated psychosis as a moderator of treatment effectiveness, an additional fixed effect of duration of untreated psychosis (representing values below or above the median) and a three-way interaction of

duration of untreated psychosis by linearized time and by a treatment indicator (referring to one of the treatment groups) were evaluated. This three-way interaction compared the slope of linearized time for patients in the indicated treatment group who were above and who were below the median duration of untreated psychosis. The median split approach was selected to maximize statistical power and optimize interpretation of findings. The moderating effect of duration of untreated psychosis was tested using the three-way interaction only after the significant difference in the rate of improvement between the two treatment groups was declared.

The 2-year treatment effect size was determined by the change from baseline to 2 years using the estimates derived from the mixed model, divided by the pooled baseline standard deviation of the outcome measure (Cohen's *d*) (29).

For each analysis, we checked the model assumptions and diagnostics, including the normality assumption for random effects and the distribution of residuals.

Sample size calculations for mixed-effects linear regression analyses assumed that the within-subject intraclass correlation coefficient (ICC) would range from 0.30 to 0.60 and that the within-site ICC would be 0.10. With at least *N*=145 per group, even after attrition, the proposed design provided power in excess of 0.90 to detect an overall group difference and the difference in rate of change over time for a standardized effect size at the 24-month visit as small as 0.40 standard deviation units (9 Quality of Life Scale points).

## RESULTS

### Participant Characteristics

NAVIGATE and community care groups included 223 and 181 patients, respectively. Demographic and other baseline characteristics are presented in Table 1. The mean age was 23 in both groups. Of the two groups, 90% of community care patients and 89% of NAVIGATE patients met schizophrenia-spectrum criteria; the proportions for schizophrenia were 56% and 51%, respectively. Neither mean (Table 1) nor median (88 weeks for community care and 66 weeks for NAVIGATE,  $z=0.94$ ,  $p=0.35$ ) duration of untreated psychosis differed significantly between groups. Median duration was 74 weeks for the entire sample. Most patients (71% in both groups) lived with their families. Detailed descriptions of duration of untreated psychosis findings (30), baseline medication status and history (31), and baseline medical and metabolic measures (32) have been published elsewhere. NAVIGATE participants differed significantly from community care participants on four measures: NAVIGATE had significantly more males (77.6% compared with 66.2%,  $p=0.05$ ); a smaller proportion with prior hospitalization (76.3% compared with 81.6%,  $p=0.05$ ); worse PANSS total scores ( $p=0.02$ ); and fewer attending school at baseline (15.7% compared with 26.0%,  $p=0.03$ ).

### Main Outcomes

On a series of treatment validity measures, NAVIGATE participants were much more likely to endorse receipt of key services

included in the experimental intervention than patients in community care (Figure 1;  $p<0.0001$  for each of the four services). Participants assigned to NAVIGATE remained in treatment longer than community care patients (a median of 23 months compared with a median of 17 months,  $p<0.004$ ; see Figure S2 in the online data supplement) and were more likely to have received mental health outpatient services each month than community care subjects (a mean of 4.53 services,  $SD=5.07$ , compared with a mean of 3.67 services,  $SD=5.93$ ) ( $t=2.49$ ,  $p=0.013$ ).

On the primary outcome measure, the Quality of Life Scale total score, NAVIGATE participants experienced significantly greater improvement during the 2-year assessment period than those in community care (group by time interaction  $p<0.02$ ; Figure 2; Table 2; and Table S1 in the data supplement), with an effect size of 0.31 and of a clinically meaningful magnitude (33). More improvement was also found on the subscales "interpersonal relations," "intrapsychic foundations" (i.e., sense of purpose, motivation, curiosity, and emotional engagement), and engagement with "common objects and activities." Service Use and Resource Form data showed significantly greater gains for NAVIGATE regarding the proportion of participants who were either working or going to school at any time during each month (group by time interaction  $p<0.05$ ; see Figure S3 in the data supplement).

NAVIGATE participants experienced greater improvement on PANSS total scores ( $p<0.02$ ), on the PANSS depressive factor ( $p<0.05$ ), and on the Calgary Depression Scale for Schizophrenia ( $p<0.04$ ) between baseline and 24 months. There were no significant group differences on the CGI severity score.

The average rate of hospitalization was 3.2% per month for NAVIGATE participants and 3.7% per month for community care participants. Over the 2 years, 34% of the NAVIGATE group and 37% of the community care group (adjusted for length of exposure) had been hospitalized for psychiatric indications (n.s.).

### Moderating Effect of Duration of Untreated Psychosis

Median duration of untreated psychosis was a significant moderator of the treatment effect on total Quality of Life Scale and PANSS scores over time (Figure 3; see Table S2 in the data supplement). There was a substantial difference in effect sizes comparing the change between treatments for participants with a duration of untreated psychosis of  $\leq 74$  weeks and those with a duration of untreated psychosis of  $>74$  weeks: 0.54 compared with 0.07 for Quality of Life Scale, and 0.42 compared with 0.13 for PANSS scores, respectively.

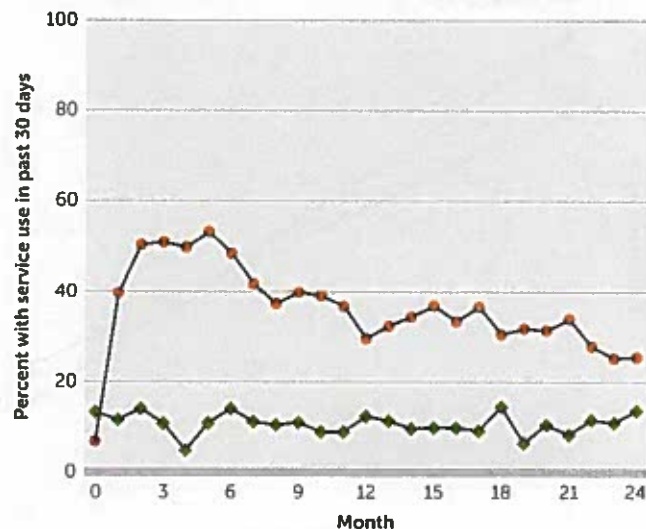
## DISCUSSION

RAISE-ETP accomplished the primary goals of the NIMH RAISE initiative. We developed a comprehensive recovery-oriented, evidence-based intervention for first-episode psychosis (19); trained more than 100 community providers in early intervention principles and to deliver manual-based,

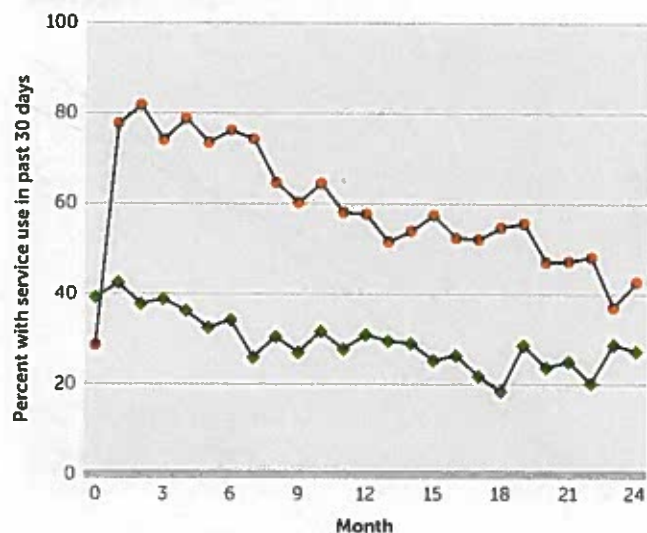


**FIGURE 1. Patient Self-Reported Use of NAVIGATE Model Targeted Services During Study Period at NAVIGATE and Community Care Sites<sup>a</sup>**

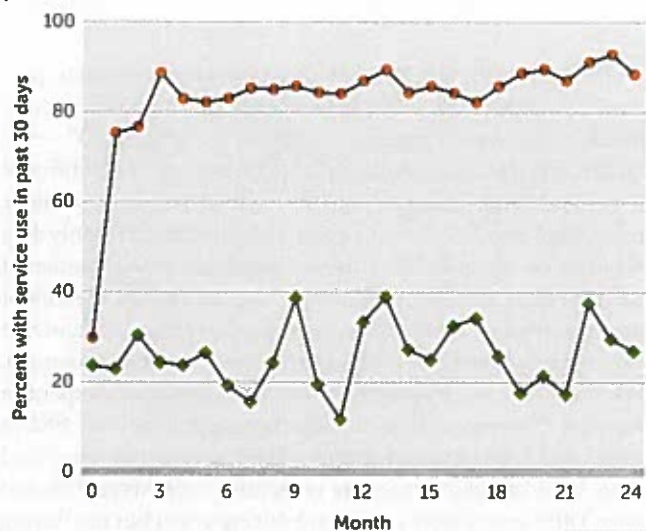
**A. Supported Employment/Education: Have you met with a person who is helping you get a job in the community or furthering your education?**



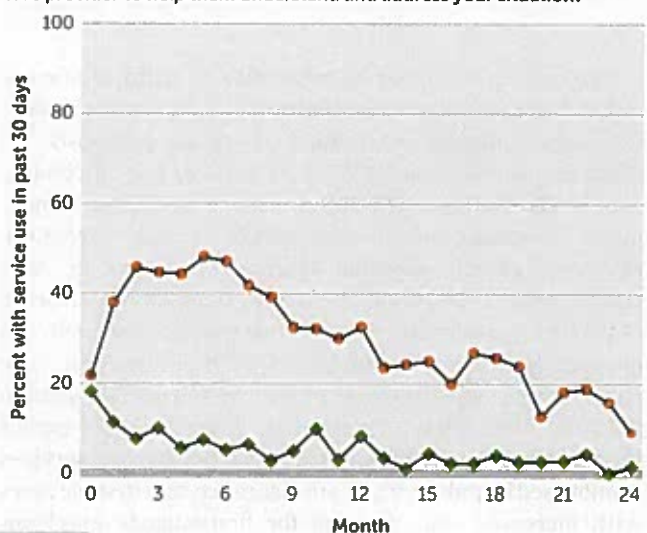
**B. Individual Resiliency Training: Have you had individual sessions with a mental health care provider who helps you work on your goals and look positively toward the future?**



**C. COMPASS Decision Support: Were you asked to record your symptoms and side effects before you met with your psychiatrist or nurse practitioner?<sup>b</sup>**



**D. Family Psychoeducation: Has your family met with a mental health care provider to help them understand and address your situation?**



● NAVIGATE  
◆ Community Care

<sup>a</sup> The test statistics and p values are of the treatment effect from a mixed logistic model. Comparing NAVIGATE with community care, for supported employment  $t=5.98$  and  $p<0.0001$ ; for individual resiliency training  $t=5.75$  and  $p<0.0001$ ; for COMPASS decision support  $t=5.15$  and  $p<0.0001$ ; and for family psychoeducation  $t=6.48$  and  $p<0.0001$ .

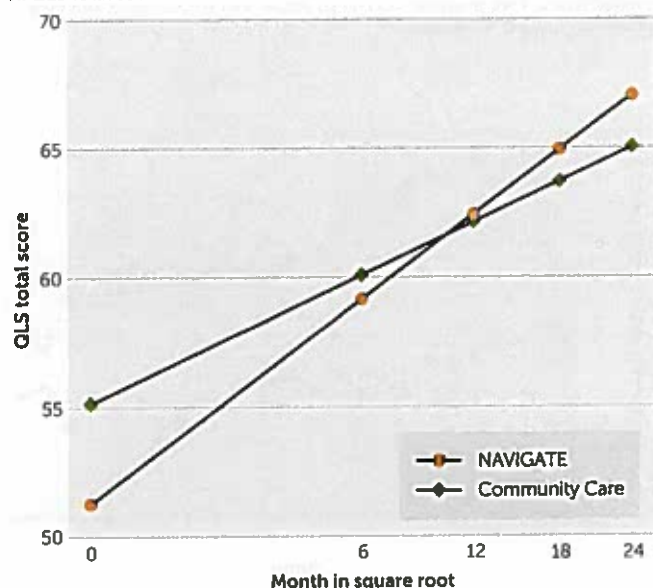
<sup>b</sup> Limited to patients being prescribed medications.

coordinated specialty care; and successfully implemented the NAVIGATE model in 17 real-world community clinics serving a racially and ethnically heterogeneous patient mix. NAVIGATE programs operated continuously between 2010 and 2014, demonstrating sustained model implementation. RAISE-ETP is the first multisite, randomized controlled trial of coordinated specialty care conducted in the United States, and the first anywhere to simultaneously include all of

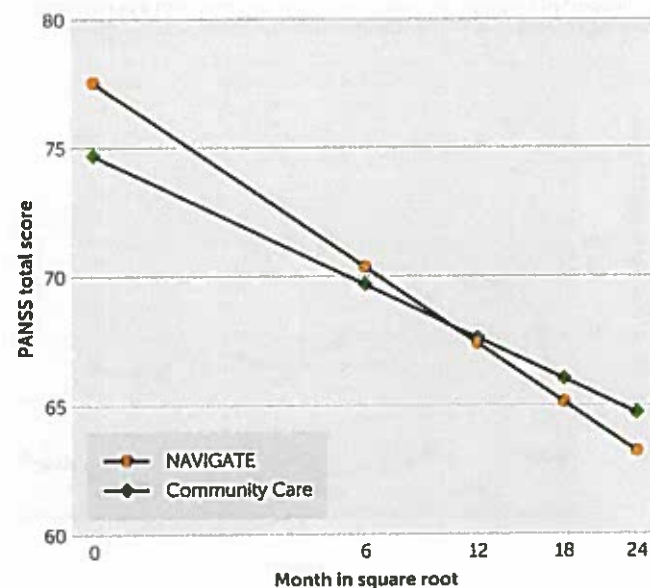
the following elements: randomized concurrent controls; masked assessment of primary and secondary outcomes; and manual-driven intervention with ongoing training and fidelity metrics. Most importantly, NAVIGATE improved outcomes for patients over 24 months, with effects seen in length of time in treatment, quality of life, participation in work and school, and symptoms. These are outcomes of importance to service users, family members, and clinicians.

**FIGURE 2. Model-Based Estimates of Heinrichs-Carpenter Quality of Life (QLS) Total Score and PANSS Total Score<sup>a</sup>**

**A. QLS total score<sup>b</sup>**



**B. PANSS total score<sup>c</sup>**



<sup>a</sup> PANSS=Positive and Negative Syndrome Scale.

<sup>b</sup> Treatment by square root of time interaction, p=0.015.

<sup>c</sup> Treatment by square root of time interaction, p=0.016.

Our results are likely to generalize to many U.S. community care settings that wish to implement specialty care teams for young persons with first-episode psychosis. Insurance covered some NAVIGATE services (e.g., individual and family therapy, medication management), but supplements are needed to make first-episode services viable (34). Congress recently allocated additional funds to the Substance Abuse and Mental Health Services Administration (SAMHSA) to subsidize first-episode psychosis services not covered by insurance, such as assertive outreach, care coordination, and supported employment and education (35, 36). Since 2014, 32 states have moved toward earlier intervention by combining SAMHSA funds with services reimbursed by public or private insurance, and in some cases with increased state funding for first-episode psychosis programs.

Three multielement treatment studies have been conducted outside the United States, although only one (14, 15) included exclusively first-episode psychosis patients. The Lambeth Early Onset (LEO) study (12, 13, 37) randomly allocated 144 patients in London with a first or second psychotic episode to “specialist services” or to “care as usual” for 18 months. Patients had a median age of 25, 24% were Caucasian, and 58% were living with family. Data on duration of untreated psychosis were not provided. Individuals receiving specialist services had fewer readmissions (but were not less likely to have ever been readmitted or to have shorter admissions) and had better social and vocational functioning, quality of life, and medication adherence. At follow-up, only 58% of participants had a diagnosis of schizophrenia, schizotypal disorder, or delusional disorder.

In the Danish OPUS study (14, 15) 547 first-episode psychosis patients with <12 weeks of exposure to antipsychotic medications were randomly assigned to “integrated” or to “standard” treatment. Patients in OPUS and our study differed in age and living situation; patients in OPUS were 3 years older on average, and 78% lived alone or with a partner. The only data reported on duration of untreated psychosis was a median of <50 weeks. At 2-year follow-up, the integrated treatment group was more likely to have remained in treatment and had significantly lower levels of psychotic and negative symptoms, but there was no difference in mean number of days spent in hospital. The proportion of patients hospitalized was 59% in year 1 and 26% in year 2 among patients receiving integrated care. With standard care, the respective rates were 71% and 39%. Differences were significant during year 1 but not during year 2. Of note, overall hospitalization rates in both groups were considerably higher than in our study. Patients in integrated care experienced significantly less substance misuse, better adherence to care, and more satisfaction with care. Neither LEO nor OPUS included formal SEE, a robust evidence-based practice, which emphasizes further that these studies are not identical to our study.

Grave et al. (38) studied 50 patients with less than 2 years of illness duration; most of the patients were diagnosed with schizophrenia, but not necessarily first episode. At 2 years, hospitalization rates were 33% in the enhanced intervention group and 50% among control subjects (difference not significant). Although individual outcomes did not differ, the percentage of participants having a good outcome based upon a “Clinical Composite Index” was significantly higher in the intervention group (53% compared with 25%).

TABLE 2. The Estimated Model-Based Change From Baseline to 24 Months and the Differential Change by Treatment With Effect Size<sup>a</sup>

Measure		Change From Baseline to 24 Months			Differential Change Between CC and NAV at 24 Months			Treatment by Time Interaction	
		Mean	SE	Cohen's d	Mean	SE	Cohen's d	t	p
Heinrichs-Carpenter Quality of Life Scale									
Total score <sup>b,c,d</sup>	CC	9.891	1.918	0.53	5.902	2.408	0.31	2.45	0.0145
	NAV	15.793	1.624	0.84					
Subscales									
Interpersonal relations <sup>b,c,d</sup>	CC	3.494	0.763	0.40	2.198	0.942	0.25	2.33	0.0199
	NAV	5.691	0.635	0.65					
Instrumental role <sup>b,c,d,e</sup>	CC	3.418	0.801	0.52	1.854	1.059	0.28	1.75	0.0804
	NAV	5.271	0.692	0.81					
Intrapsychic foundations <sup>b,c,d</sup>	CC	2.144	0.616	0.31	1.548	0.744	0.22	2.08	0.0377
	NAV	3.692	0.510	0.53					
Common objects and activities <sup>b,c,d</sup>	CC	0.971	0.184	0.42	0.483	0.221	0.21	2.18	0.0294
	NAV	1.453	0.151	0.63					
Positive and Negative Syndrome Scale									
Total score <sup>b,c,e</sup>	CC	-9.989	1.383	-0.67	-4.324	1.792	-0.29	-2.41	0.0161
	NAV	-14.313	1.140	-0.95					
Factor scores (27)									
Positive <sup>b,c,e</sup>	CC	-2.519	0.385	-0.66	-0.224	0.502	-0.06	-0.45	0.6560
	NAV	-2.742	0.322	-0.72					
Negative <sup>b,c,e</sup>	CC	-2.280	0.530	-0.44	-0.693	0.680	-0.13	-1.02	0.3087
	NAV	-2.972	0.426	-0.57					
Disorganized or concrete <sup>b,c,e</sup>	CC	-0.721	0.294	-0.26	-0.685	0.391	-0.25	-1.75	0.0804
	NAV	-1.406	0.258	-0.51					
Excited <sup>b,c,e</sup>	CC	-0.241	0.305	-0.09	-0.703	0.404	-0.25	-1.74	0.0823
	NAV	-0.944	0.265	-0.34					
Depressed <sup>b,c,e</sup>	CC	-0.893	0.290	-0.27	-0.770	0.375	-0.23	-2.05	0.0407
	NAV	-1.662	0.239	-0.50					
Clinical Global Impressions Severity Scale <sup>d</sup>									
	CC	-0.606	0.079	-0.74	-0.140	0.092	-0.17	-1.52	0.1292
	NAV	-7.460	0.066	-9.12					
Calgary Depression Scale for Schizophrenia <sup>b,d</sup>									
	CC	-1.196	0.327	-0.28	-0.785	0.365	-0.18	-2.15	0.0318
	NAV	-1.981	0.277	-0.46					

<sup>a</sup> CC=Community Care; NAV=NAVIGATE. The means are based on a linear mixed-effects model with random intercepts and slopes at the individual and site level with repeated measures. In addition to the interaction of square root of time by treatment, models included the indicated covariates.

<sup>b</sup> Included covariate of gender.

<sup>c</sup> Included covariate of student status.

<sup>d</sup> Included covariate of PANSS.

<sup>e</sup> Included covariate of main treatment effect.

In the United States, Srihari and colleagues (16) randomly assigned 120 first-episode psychosis patients with <12 weeks of antipsychotic medication exposure to the Specialized Treatment Early in Psychosis (STEP) program at an academic community mental health center or to usual care in the community. The mean duration of untreated psychosis was 40 weeks. Assessments were not masked. Compared with usual care recipients, after 1 year of participation, STEP recipients experienced significantly greater reductions in symptoms, required less inpatient care (hospitalization rates were 23% compared with 44%), and were more likely to be working or going to school. Neither quality of life nor social functioning differed between treatments.

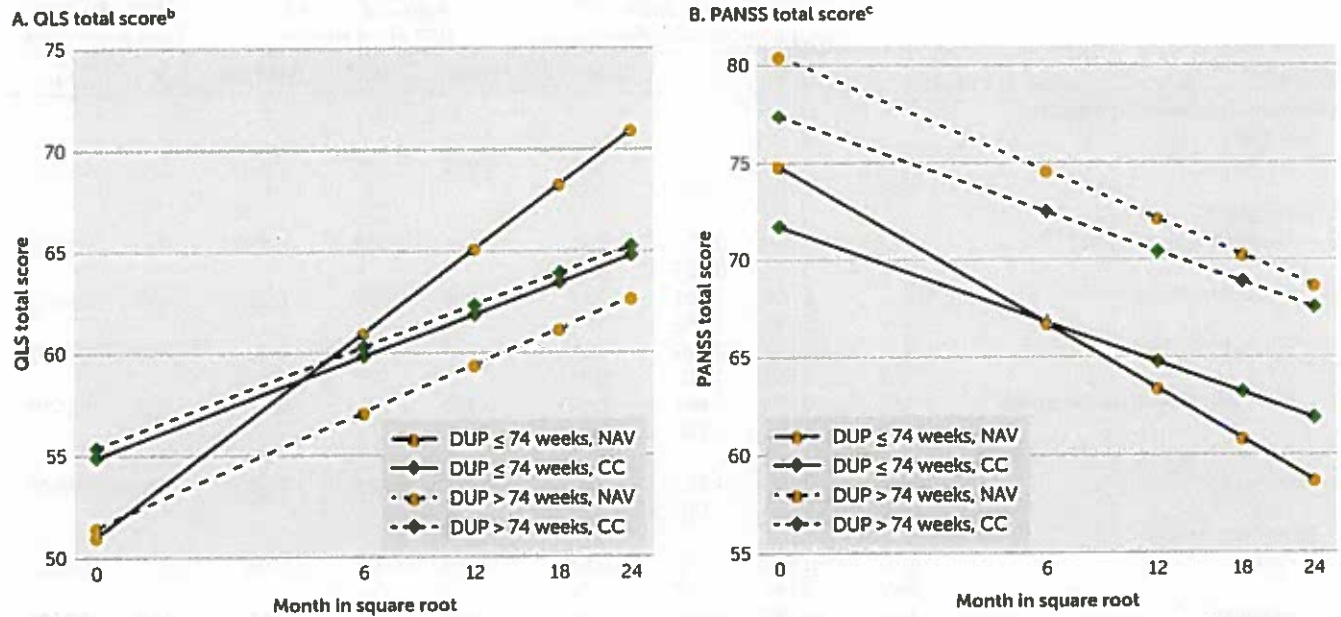
Given NAVIGATE's effect on treatment retention, quality of life, and symptom improvement, we expected a larger difference between treatment conditions in postenrollment hospitalization. However, the 34% rate for NAVIGATE is comparable to hospitalization rates for integrated treatment

programs in the four prior multicomponent first-episode psychosis intervention studies (23%–59%). Postenrollment hospitalization rates for standard care in these studies (44%–71%) were uniformly higher than the rate in community care (37%). All sites randomized to community care had expressed eagerness to participate in RAISE-ETP and had the staff, administrative support, and desire to implement a coordinated specialty care program. Hence, community care sites may have had the motivation and resources available to serve clients with first-episode psychosis, resulting in lower hospitalization rates compared with unselected community sites.

The observation that patients with shorter duration of untreated psychosis derived substantially more benefit from NAVIGATE is important. Prolonged duration of untreated psychosis is an issue of national importance; reducing duration of untreated psychosis from current levels of >1 year to the recommended standard of <3 months (11) should be a major focus of applied research efforts.



**FIGURE 3. Heinrichs-Carpenter Quality of Life (QLS) Total Score and PANSS Total Score: Effects of Shorter or Longer Duration of Untreated Psychosis (DUP) Based on a Model With Square Root Transformation of Months<sup>a</sup>**



<sup>a</sup> In the model, DUP and DUP by square root of time by treatment terms were included as covariates in addition to the covariates listed in Table 2. The DUP by square root of time term was found not to be significant for either outcome. PANSS=Positive and Negative Syndrome Scale; CC=Community Care; NAV=NAVIGATE.

<sup>b</sup> DUP by treatment by square root of time interaction,  $p=0.003$ .

<sup>c</sup> DUP by treatment by square root of time interaction,  $p=0.043$ .

A key question is the sustained benefit of comprehensive specialty care programs. The long-term OPUS trial outcomes suggest that the benefits of participation in a 2-year intensive early intervention program do not persist in a 5-year follow-up (39). It is also possible, as suggested by Linszen et al. (6), that the positive effects of intensive early treatment are sustained only when patients continue to receive specialized services. The length of time subjects were eligible to receive NAVIGATE services after the completion of the 2-year period that is the focus of this report varied. An ongoing follow-up study will extend outcome assessment for a total of 5 years to provide information on longer-term effects and optimal treatment duration.

**CONCLUSIONS**

The RAISE-ETP study demonstrates that diverse U.S. community clinics can implement a team-based model of first-episode psychosis care, producing greater improvement in clinical and functional outcomes as compared with standard care. These effects were more pronounced for those with shorter duration of untreated psychosis, suggesting that the receipt of appropriate first-episode psychosis treatment at the proper time in the illness course can have a substantial impact on outcomes.

**AUTHOR AND ARTICLE INFORMATION**

From the Division of Psychiatry Research, Zucker Hillside Hospital, North Shore–Long Island Jewish Health System, Glen Oaks, N.Y.; the

Departments of Psychiatry and of Molecular Medicine, Hofstra North Shore–Long Island Jewish School of Medicine, and the Department of Mathematics, Hofstra University, Hempstead, N.Y.; the Feinstein Institute for Medical Research, Manhasset, N.Y.; the Department of Psychiatry and Behavioral Sciences, Albert Einstein College of Medicine, Bronx, N.Y.; the Department of Psychiatry, SUNY Downstate Medical Center, Brooklyn, N.Y.; the Departments of Occupational Therapy, Psychiatry, and Psychology, Center for Psychiatric Rehabilitation, Boston University, Boston; the Departments of Psychology and of Social Medicine, University of North Carolina at Chapel Hill, Chapel Hill, N.C.; the School of Psychology, Australian Catholic University, Melbourne; the Department of Psychiatry, Yale Medical School, and Yale School of Public Health, New Haven, Conn.; the Department of Psychiatry, Hotchkiss Brain Institute, University of Calgary, Calgary, Alta., Canada; the Geisel School of Medicine, Dartmouth College, Lebanon, N.H.; the Bureau of Behavioral Health, New Hampshire Department of Health and Human Services, Concord, N.H.; Nathan Kline Institute, Orangeburg, N.Y.; Minnesota Center for Chemical and Mental Health, School of Social Work, University of Minnesota, St. Paul; the Semel Institute of Neuroscience and Human Behavior, UCLA, Los Angeles; University of Texas Southwestern Medical Center, Dallas; the Department of Psychiatry, University of Texas Health Science Center at San Antonio, San Antonio, Tex.; and the Division of Services and Intervention Research, NIMH, Rockville, Md.

Address correspondence to Dr. Kane (psychiatry@nshs.edu)

Partial data were presented at the 9th International Conference on Early Psychosis, Tokyo, Nov. 17–19, 2014; at the International Congress on Schizophrenia Research, Colorado Springs, Colo., March 28–April 1, 2015; and at the National Council for Behavioral Health Conference, Orlando, Fla., April 20–22, 2015.

This work has been funded in whole or in part with funds from the American Recovery and Reinvestment Act and from NIMH under contract HHSN271200900019C. Additional support for these analyses was provided by an NIMH Advanced Centers for Intervention and/or Services Research award (P30MH090590) to Dr. Kane.

The authors gratefully acknowledge the contribution of their collaborating partner MedAvante for the conduct of the centralized diagnostic interviews and assessments. Without their involvement this study would not have been possible. The authors appreciate the efforts of the team at the Nathan Kline Institute for data management. Thomas Ten Have and Andrew Leon played key roles in the design of the study, particularly for the statistical analysis plan. The authors mourn the untimely deaths of both Robert Gibbons and Donald Hedekker provided insightful consultation on data analysis. The authors thank all of their core collaborators and consultants for their invaluable contributions.

The contents of this article are solely the responsibility of the authors and do not necessarily represent the views of NIMH or the U.S. Department of Health and Human Services.

Clinical trials registration: NCT01321177: An Integrated Program for the Treatment of First Episode of Psychosis (RAISE ETP) (<http://www.clinicaltrials.gov/ct2/show/NCT01321177>).

The authors are indebted to the many clinicians, research assistants, and administrators at the participating sites for their enthusiasm and terrific work on the project as well as the participation of the hundreds of patients and families who made the study possible with their time, trust, and commitment. The participating sites are listed below:

Burrell Behavioral Health (Columbia), Burrell Behavioral Health (Springfield), Catholic Social Services of Washtenaw County, Center for Rural and Community Behavior Health New Mexico, Cherry Street Health Services, Clinton-Eaton-Ingham Community Mental Health Authority, Cobb County Community Services Board, Community Alternatives, Community Mental Health Center of Lancaster County, Community Mental Health Center, Inc., Eyerly Ball Iowa, Grady Health Systems, Henderson Mental Health Center, Howard Center, Human Development Center, Lehigh Valley Hospital, Life Management Center of Northwest Florida, Mental Health Center of Denver, Mental Health Center of Greater Manchester, Nashua Mental Health, North Point Health and Wellness, Park Center, PeaceHealth Oregon/Lane County Behavioral Health Services, Pine Belt Mental HC, River Parish Mental Health Center, Providence Center, San Fernando Mental Health Center, Santa Clarita Mental Health Center, South Shore Mental Health Center, St. Clare's Hospital, Staten Island University Hospital, Terrebonne Mental Health Center, United Services and University of Missouri-Kansas City School of Pharmacy.

Dr. Kane has been a consultant for Alkermes, Amgen, Bristol-Myers Squibb, Eli Lilly, EnVivo Pharmaceuticals (Forum), Forest, Genentech, H. Lundbeck, Intra-Cellular Therapies, Janssen Pharmaceutica, Johnson and Johnson, Merck, Novartis, Otsuka, Pierre Fabre, Reviva, Roche, Sunovion, and Teva; he has received honoraria for lectures from Bristol-Myers Squibb, Genentech, Janssen, Lundbeck, and Otsuka; and he is a shareholder in MedAvante and in Vanguard Research Group. Dr. Robinson has been a consultant to Asubio, Otsuka, and Shire; and he has received grants from Bristol-Myers Squibb, Janssen, and Otsuka. Dr. Schooler has served on advisory boards or as a consultant for Abbott, Alkermes, Amgen, Eli Lilly, Forum (formerly EnVivo), Janssen Psychiatry, Roche, and Sunovion; she has received grant or research support from Genentech, Neurocrine, and Otsuka; and she has served on a data monitoring board for Shire and on the faculty of the Lundbeck International Neuroscience Foundation. Dr. Brunette has received grant support from Alkermes. Dr. Correll has been a consultant or adviser to or has received honoraria from AbbVie, Actavis, Actelion, Alexza, Alkermes, Bristol-Myers Squibb, Cephalon, Eli Lilly, Genentech, Gerson Lehrman Group, Intra-Cellular Therapies, Janssen, Johnson and Johnson, Lundbeck, MedAvante, Medscape, Merck, Otsuka, Pfizer, ProPhase, Reviva, Roche, Sunovion, Supernus, Takeda, Teva, and Vanda; and he has received grant support from Bristol-Myers Squibb, Janssen, Johnson and Johnson, Novo Nordisk, Otsuka, and Takeda. Ms. Marcy is a shareholder in Pfizer. Mr. Robinson has received grant support from Otsuka and is a shareholder in Pfizer. Dr. Kurian has received grant support from Evotec, Forest, Johnson and Johnson, Naurex, Pfizer, Rexahn, and Targacept. Dr. Miller has received payments for serving on a data monitoring committee for a study sponsored by Otsuka. The authors and their associates provide training and

consultation about implementing NAVIGATE treatment that can include compensation. These activities started only after data collection for the article was completed. At the time of publication, Dr. Meyer-Kalos, Dr. Glynn, and Dr. Robinson had received compensation for these activities. The other authors report no financial relationships with commercial interests.

Received May 15, 2015; revision received Sept. 3, 2015; accepted Sept. 4, 2015; published online Oct. 20, 2015.

## REFERENCES

1. Lopez AD, Mathers CD, Ezzati M, et al: Global Burden of Disease and Risk Factors. Washington, DC, World Bank, 2006
2. Jääskeläinen E, Juola P, Hirvonen N, et al: A systematic review and meta-analysis of recovery in schizophrenia. *Schizophr Bull* 2013; 39: 1296-1306
3. Bird V, Premkumar P, Kendall T, et al: Early intervention services, cognitive-behavioural therapy and family intervention in early psychosis: systematic review. *Br J Psychiatry* 2010; 197:350-356
4. Alvarez-Jiménez M, Parker AG, Hetrick SE, et al: Preventing the second episode: a systematic review and meta-analysis of psychosocial and pharmacological trials in first-episode psychosis. *Schizophr Bull* 2011; 37:619-630
5. Addington J: The promise of early intervention. *Early Interv Psychiatry* 2007; 1:294-307
6. Linszen D, Dingemans P, Lenior M: Early intervention and a five year follow up in young adults with a short duration of untreated psychosis: ethical implications. *Schizophr Res* 2001; 51:55-61
7. Cullberg J, Levander S, Holmqvist R, et al: One-year outcome in first episode psychosis patients in the Swedish Parachute project. *Acta Psychiatr Scand* 2002; 106:276-285
8. McGorry PD, Jackson HJ (eds): Recognition and Management of Early Psychosis: A Preventive Approach. New York, Cambridge University Press, 1999
9. Ventura J, Subotnik KL, Guzik LH, et al: Remission and recovery during the first outpatient year of the early course of schizophrenia. *Schizophr Res* 2011; 132:18-23
10. Uzenoff SR, Penn DL, Graham KA, et al: Evaluation of a multi-element treatment center for early psychosis in the United States. *Soc Psychiatry Psychiatr Epidemiol* 2012; 47:1607-1615
11. Bertolote J, McGorry P: Early intervention and recovery for young people with early psychosis: consensus statement. *Br J Psychiatry Suppl* 2005; 48:s116-s119
12. Craig TK, Garety P, Power P, et al: The Lambeth Early Onset (LEO) Team: randomized controlled trial of the effectiveness of specialised care for early psychosis. *Brit Med J* 2004; 329:1067
13. Garety PA, Craig TK, Dunn G, et al: Specialised care for early psychosis: symptoms, social functioning and patient satisfaction: randomised controlled trial. *Br J Psychiatry* 2006; 188:37-45; correction, 188:295
14. Thorup A, Petersen L, Jeppesen P, et al: Integrated treatment ameliorates negative symptoms in first episode psychosis: results from the Danish OPUS trial. *Schizophr Res* 2005; 79:95-105
15. Petersen L, Jeppesen P, Thorup A, et al: A randomised multicentre trial of integrated versus standard treatment for patients with a first episode of psychotic illness. *Brit Med J*. 2005; 331:602
16. Srihari VH, Tek C, Kucukgoncu S, et al: First-episode service for psychotic disorders in the U.S. public sector: a pragmatic, randomized control trial. *Psychiatr Serv*. 2015; 66:705-712
17. Kane JM, Schooler NR, Marcy P, et al: The RAISE early treatment program for first-episode psychosis: background, rationale, and study design. *J Clin Psychiatry* 2015; 76:240-246
18. Donner A, Klar N: Design and Analysis of Cluster Randomization Trials in Health Research, 1st ed. Chichester, UK, Wiley, 2010
19. Mueser KT, Penn DL, Addington J, et al: The NAVIGATE program for first-episode psychosis: rationale, overview, and description of psychosocial components. *Psychiatr Serv* 2015; 66:680-690
20. Godolphin W: Shared decision-making. *Healthc Q* 2009; 12:e186-e190

21. Zarate CA Jr, Weinstock L, Cukor P, et al: Applicability of telemedicine for assessing patients with schizophrenia: acceptance and reliability. *J Clin Psychiatry* 1997; 58:22–25
22. Kay SR, Fiszbein A, Opler LA: The positive and negative syndrome scale (PANSS) for schizophrenia. *Schizophr Bull* 1987; 13:261–276
23. Addington D, Addington J, Maticka-Tyndale E: Assessing depression in schizophrenia: the Calgary Depression Scale. *Br J Psychiatry Suppl* 1993; 163:39–44
24. Heinrichs DW, Hanlon TE, Carpenter WT Jr: The Quality of Life Scale: an instrument for rating the schizophrenic deficit syndrome. *Schizophr Bull* 1984; 10:388–398
25. Rosenheck RA, Leslie DL, Sindelar J, et al: Cost-effectiveness of second-generation antipsychotics and perphenazine in a randomized trial of treatment for chronic schizophrenia. *Am J Psychiatry* 2006; 163:2080–2089
26. Rosenheck RA, KasproW W, Frisman LK, et al: Cost-effectiveness of supported housing for homeless persons with mental illness. *Arch Gen Psychiatry* 2003; 60:940–951
27. Wallwork RS, Fortgang R, Hashimoto R, et al: Searching for a consensus five-factor model of the Positive and Negative Syndrome Scale for schizophrenia. *Schizophr Res* 2012; 137:246–250
28. Rothman KJ: No adjustments are needed for multiple comparisons. *Epidemiology* 1990; 1:43–46
29. Cohen J: *Statistical Power Analysis for the Behavioral Sciences*, 2nd ed. New Jersey, Lawrence Erlbaum Associates, 1988
30. Addington J, Heinssen RK, Robinson DG, et al: Duration of untreated psychosis in community treatment settings in the United States. *Psychiatr Serv* 2015; 66:753–756
31. Robinson DG, Schooler NR, John M, et al: Prescription practices in the treatment of first-episode schizophrenia spectrum disorders: data from the national RAISE-ETP study. *Am J Psychiatry* 2015; 172: 237–248
32. Correll CU, Robinson DG, Schooler NR, et al: Cardiometabolic risk in patients with first-episode schizophrenia spectrum disorders: baseline results from the RAISE-ETP study. *JAMA Psychiatry* 2014; 71:1350–1363
33. Falissard B, Sapin C, Loze JY, et al: Defining the minimal clinically important difference (MCID) of the Heinrichs-Carpenter quality of life scale (QLS). *Int J Methods Psychiatr Res* (Epub ahead of print, Aug 4, 2015)
34. Goldman HH, Karakus M, Frey W, et al: Economic grand rounds: financing first-episode psychosis services in the United States. *Psychiatr Serv* 2013; 64:506–508
35. 113th U.S. Congress (2013–2014): H.R. 3547: Consolidated Appropriations Act, 2014. <https://www.congress.gov/bill/113th-congress/house-bill/3547>
36. 113th U.S. Congress (2013–2014): H.R. 83: Consolidated and Further Continuing Appropriations Act, 2015. <https://www.congress.gov/bill/113th-congress/house-bill/83>
37. Gafoor R, Nitsch D, McCrone P, et al: Effect of early intervention on 5-year outcome in non-affective psychosis. *Br J Psychiatry* 2010; 196: 372–376
38. Grawe RW, Falloon IR, Widen JH, et al: Two years of continued early treatment for recent-onset schizophrenia: a randomised controlled study. *Acta Psychiatr Scand* 2006; 114:328–336
39. Bertelsen M, Jeppesen P, Petersen L, et al: Five-year follow-up of a randomized multicenter trial of intensive early intervention vs standard treatment for patients with a first episode of psychotic illness: the OPUS trial. *Arch Gen Psychiatry* 2008; 65: 762–771